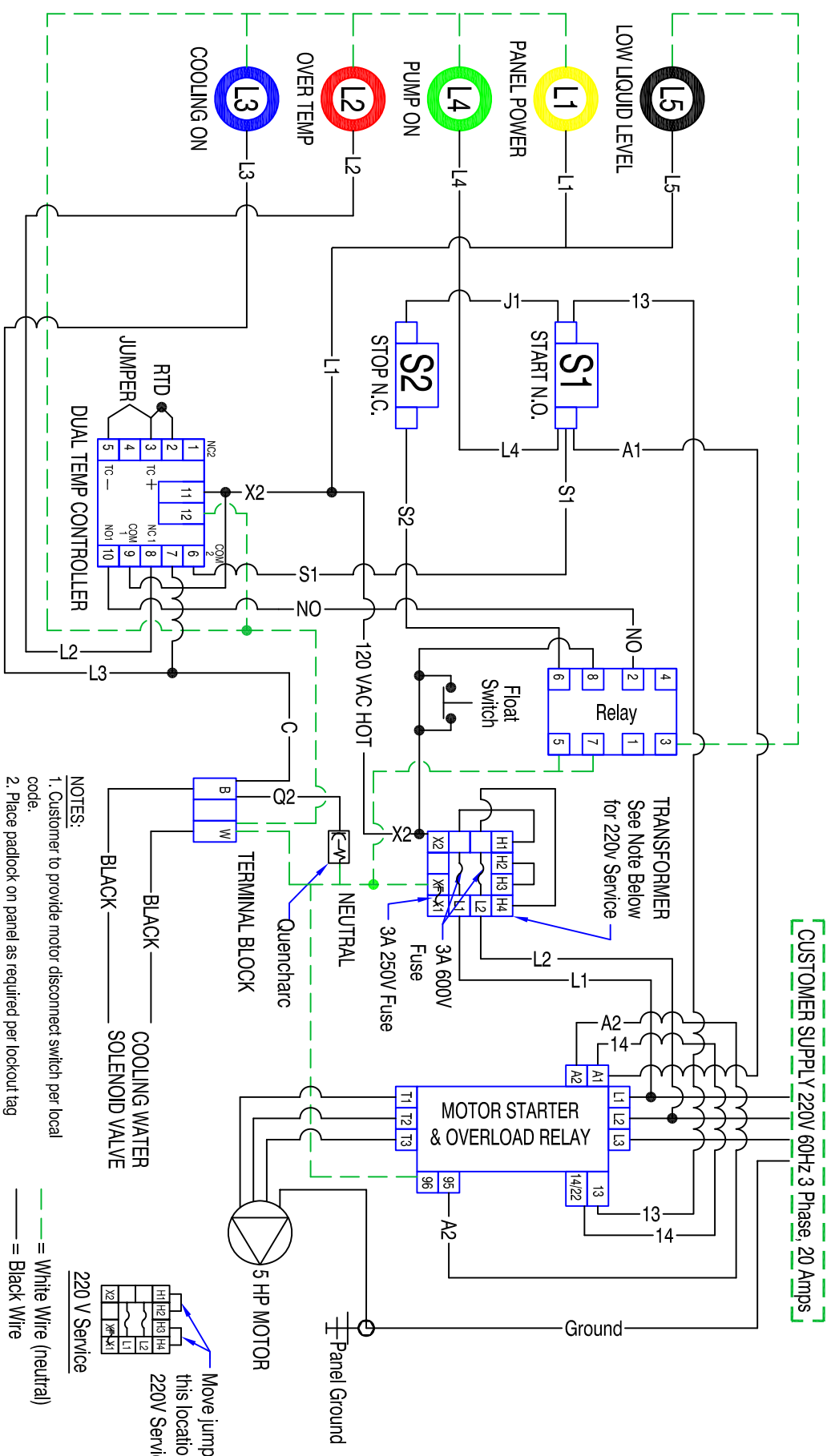

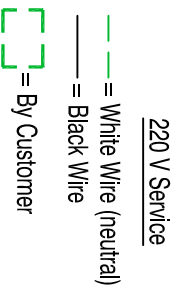


RevNo	REVISION	Date
1	Cooling Available only when pump is turned on	12/19/02



- NOTES:
1. Customer to provide motor disconnect switch per local code.
 2. Place padlock on panel as required per lockout tag procedures.
 3. Wire #'s are placed at the end of each of the same wire.



Tel: +219-464-2027	Designed By: JD	UFS Part No. 221046
Fax: +219-464-8646	Date: 1/17/03	
Visit us on the Web at www.ufsc.com	Approved By:	Pnl, CIP w/ Cooling, 220V Wiring Diagram
Date:	Date:	
THIS MATERIAL IS THE CONFIDENTIAL PROPERTY OF UFS CORPORATION AND SHOULD NOT BE USED IN ANY WAY DETRIMENTAL TO THE CORPORATIONS INTEREST. MATERIAL SHOULD NOT BE COPIED OR REPRODUCED IN PART OR IN WHOLE, AND INFORMATION FROM IT SHALL NOT BE FURNISHED TO OTHERS WITHOUT WRITTEN PERMISSION. ALL RIGHTS OF DESIGN AND INVENTION ARE RESERVED BY UFS CORPORATION. MATERIAL TO BE RETURNED UPON REQUEST.		
Sheet: 1/1	Revision: 0	Scale: None